








# Trust Ecosystem Insights: QTSPs, IdPs & CABs under eIDAS 2.0









FRANZISKA GRANC, NIMBUS & JOSHUA RUMI, TÜV NORD CERT

# How would you classify your organization?







		Answers	Ratio
Qualified Trust Service Provider		34	42.50 %
Trust Service Provider		2	2.50 %
Conformity Assessment Body		10	12.50 %
Supervisory Body		9	11.25 %
Identity Provider		8	10.00 %
Other		17	21.25 %
No Answer		0	0.00 %

# What are the additional efforts your organization faces under the European Digital Identity Framework (EUDI)?

---






		Answers	Ratio
Adjustments to our cost structure		36	45.00 %
Hiring additional employees		25	31.25 %
Expanding business activities		52	65.00 %
Implementing other efficiency and optimization measures		31	38.75 %
No major changes planned		8	10.00 %
No Answer		0	0.00 %

# From your perspective, what is the most critical gap that still needs to be addressed to ensure business continuity?






		Answers	Ratio
Crucial standards are missing		32	40.00 %
Uncertainty around certification or recertification processes		50	62.50 %
Insufficient awareness or guidance from National Supervisory Bodies		36	45.00 %
Implementation timeline is too strict or unrealistic		49	61.25 %
Insufficient technical guidance and best practices		35	43.75 %
No Answer		1	1.25 %









# What do you see as the biggest challenge for auditors and conformity assessment bodies in the context of EUDI Wallet certification?

		Answers	Ratio
Lack of clear and harmonized criteria at EU level		54	67.50 %
Complexity of technical requirements (e.g., PQC readiness, interoperability)		32	40.00 %
Resource and expertise constraints within audit teams		28	35.00 %
Coordination with supervisory bodies and other stakeholders		28	35.00 %
No Answer		4	5.00 %

# How do you evaluate the use of cloud services in the trust services business?






		Answers	Ratio
Full adoption possible if compliance and auditability are ensured		22	27.50 %
Core elements (e.g., PKI) must remain on-premises, other parts may move to the cloud		33	41.25 %
Acceptable, but only with trusted European providers		25	31.25 %
Not feasible		6	7.50 %
No Answer		2	2.50 %

# How do you evaluate the use of AI in the trust services business?

		Answers	Ratio
Already in use with measurable benefits		14	17.50 %
Necessary to increase efficiency and competitiveness		17	21.25 %
Potentially useful, but only with trusted European providers/tools		23	28.75 %
Still unclear/ uncertain due to regulatory or compliance concerns		38	47.50 %
No relevance foreseen		8	10.00 %
No Answer		2	2.50 %








# How would you rate your organization's readiness for Post-Quantum Cryptography (PQC) integration?

---







		Answers	Ratio
Fully ready		5	6.25 %
Partially ready – preparation is ongoing but more work is needed		26	32.50 %
Not ready – major gaps and challenges remain		40	50.00 %
No relevance foreseen for our organization		8	10.00 %
No Answer		1	1.25 %








# Which market players need more awareness for the EUDI topic and requirements?

		Answers	Ratio
QTSPs, IDPs, TSPs		28	35.00 %
Conformity Assessment Bodies		24	30.00 %
Supervisory Bodies		29	36.25 %
Relying Parties		56	70.00 %
Authentic Sources		40	50.00 %
Users		39	48.75 %
No Answer		1	1.25 %







# To what extent does your organization plan to adopt the EUDI Wallet?

		Answers	Ratio
Full adoption, including offering our own EUDI Wallet		21	26.25 %
Broad integration into existing platforms (e.g., identification, signing, service access)		32	40.00 %
Acceptance as a relying party for external interactions		11	13.75 %
Limited use for selected internal processes		6	7.50 %
No plans to adopt the EUDI Wallet		8	10.00 %
No Answer		2	2.50 %

# How do you assess the market prospects of the EUDI Wallet compared to existing wallet solutions?

		Answers	Ratio
Strong prospects – likely to become a leading solution		7	8.75 %
Good prospects – success depends on adoption and implementation		47	58.75 %
Limited prospects – existing solutions are more established		21	26.25 %
Very limited prospects – unlikely to play a major role		4	5.00 %
No Answer		1	1.25 %

# How confident are you that the EUDI Wallet will strengthen the European Single Digital Market?

		Answers	Ratio
Very confident – it will have a strong positive impact		22	27.50 %
Somewhat confident – it will bring benefits, but limited in scope		24	30.00 %
Neutral – impact is uncertain		22	27.50 %
Not very confident – benefits are doubtful		9	11.25 %
Not confident at all – no significant impact expected		2	2.50 %
No Answer		1	1.25 %

Thank you!

FEEL FREE TO  
REACH OUT TO  
US



**Joshua Rumi**  
TÜV Nord Cert



**Franziska Granc,**  
Nimbus  
Technologie-  
beratung GmbH

